

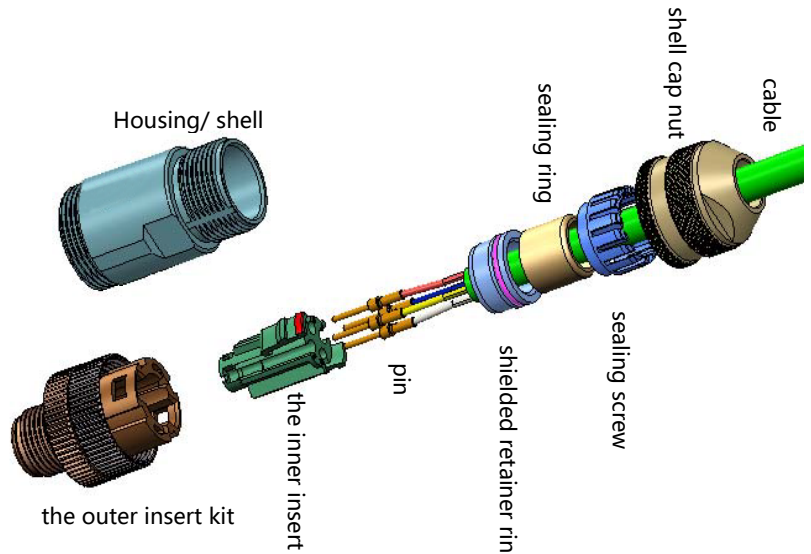
# Operating Instruction

--Suitable type:

- M12-FC04D-T-D6-SH
- M12-FC04D-T-D8-SH
- M12-MC04D-T-D6-SH
- M12-MC04D-T-D8-SH

—Technical Parameters—


Material	Copper-zinc alloys
Surface finishing	Nickel plating
Sealing element	FPM
Operating temperature	-40°C to +115°C
Protection degree	IP67



## Assembly instructions

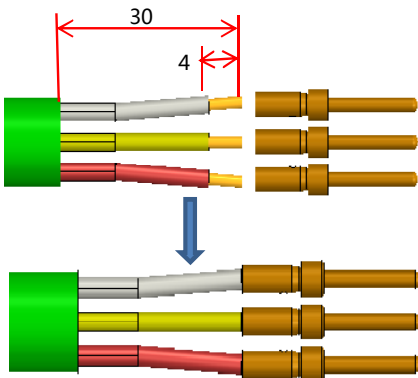
--Installation Steps--

① Turn the shell, take out all the removable accessories



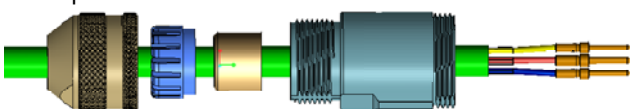
② Chip wiring

a. Strip the wire insulation and crimp the pins with a cold crimp pliers

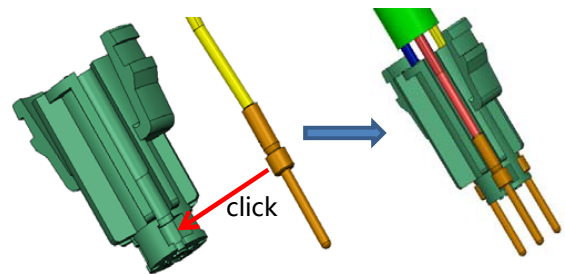


③ Pin installation

a. Pass the accessories as shown below through the cable in sequence



a. preload the crimped contact pins into the inner pin from the side opening



④ The fastener with lock installation

a. Insert the inner chip into the outer chip kit (pay attention to the direction of the fool-proof rib and hook)



a. Snap the kit with the housing, insert the shielding compression ring and compress the shielding net, and then trim the extra shield wire.

b. Insert the sealing ring and sealing screw in order, lock the shell nut and housing, then the installation is completed.

